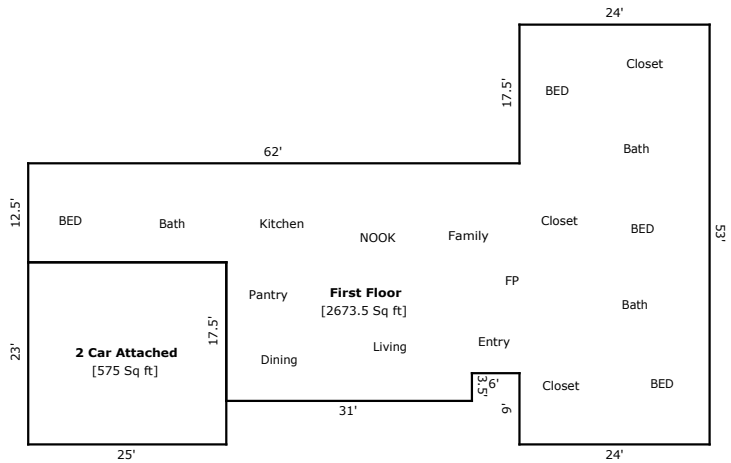
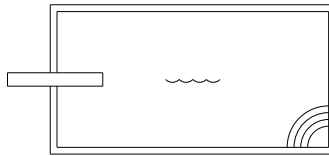
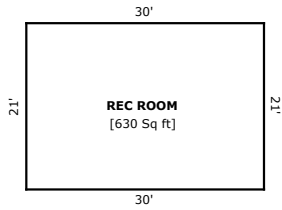


# Building Sketch

Borrower/Client				
Property Address 4614 La Subida Pl				
City	Tarzana	County	LOS ANGELES	State CA Zip Code 91356
Lender				



TOTAL Sketch by a la mode

### Area Calculations Summary

Living Area	Area	Calculation Details
First Floor	2673.5 Sq ft	$53 \times 24 = 1272$ $12.5 \times 25 = 312.5$ $30 \times 31 = 930$ $6 \times 26.5 = 159$
<b>Total Living Area (Rounded):</b>	<b>2674 Sq ft</b>	
Non-living Area	Area	Calculation Details
REC ROOM	630 Sq ft	$21 \times 30 = 630$
2 Car Attached	575 Sq ft	$23 \times 25 = 575$