



**CAL FIRE**  
LE100a (3/17)

## NOTICE OF DEFENSIBLE SPACE INSPECTION

A fire department representative has inspected your property for fire hazards.  
You are hereby notified to correct the violation(s) indicated below. Failure to correct these violations may result in a citation and fine.

<b>OWNER/TENANT:</b> Mark & Julie Chatigny	<b>INSPECTION ADDRESS:</b> 9620 Tarentaise Court, ATASCADERO		
<b>INSPECTOR NAME:</b> Oscar Villanueva	<b>CONTACT NUMBER:</b> (805) 543-4244	<b>INSPECTION NO.:</b>	<b>No Violations Observed</b> <input checked="" type="checkbox"/>

CHECKED BOXES INDICATE VIOLATIONS

### Zone 1 / Within 30 feet of all structures or to the property line (Refer to illustration below):

- A.** Remove all branches within 10 feet of any chimney or stovepipe outlet, pursuant to PRC § 4291(a)(4) and 14 CCR § 1299.03(a)(2).
- B.** Remove leaves, needles or other vegetation on roofs, gutters, decks, porches, stairways, etc. pursuant to PRC § 4291 (a)(6) and 14 CCR § 1299.03(a)(1).
- C.** Remove all dead and dying trees, branches and shrubs, or other plants adjacent to or overhanging buildings, pursuant to PRC § 4291 (a)(5) and 14 CCR § 1299.03(a)(2).
- D.** Remove all dead and dying grass, plants, shrubs, trees, branches, leaves, weeds and needles, pursuant to 14 CCR § 1299.03(a)(1).
- E.** Remove or separate live flammable ground cover and shrubs, pursuant to PRC § 4291(a)(1) and BOF General Guidelines item 1.
- F.** Remove flammable vegetation and items that could catch fire which are adjacent to, or below, combustible decks, balconies, and stairs, pursuant to 14 CCR § 1299.03(a)(4).
- G.** Relocate exposed wood piles outside of Zone 1 unless completely covered in a fire-resistant material, pursuant to 14 CCR § 1299.03(a)(3).

### Zone 2 / Within 30-100 feet of all structures or to the property line (Refer to illustration below):

- H.** Cut annual grasses and forbs down to a maximum height of 4 inches, pursuant to 14 CCR § 1299.03(b)(2)(B).
- I.** Remove fuels in accordance with the Fuel Separation or Continuous Tree Canopy guidelines (see back), pursuant to BOF General Guidelines item 4.
- J.** All exposed woodpiles must have a minimum of 10 feet clearance, down to bare mineral soil, in all directions, pursuant to 14 CCR § 1299.03(b)(2)(C).
- K.** Dead and dying woody surface fuels and aerial fuels shall be removed. Loose surface litter, normally consisting of fallen leaves or needles, twigs, bark, cones, and small branches, shall be permitted to a maximum depth of 3 inches, pursuant to 14 CCR § 1299.03(b)(2)(A).

### Defensible and Reduced Fuel Zone / Within 100 feet of all structures or to the property line (Refer to illustration below):

- L.** Logs or stumps embedded in the soil must be removed or isolated from other vegetation, pursuant to BOF General Guidelines item 3.

### Other Requirements:

- M.** Outbuildings and Liquid Propane Gas (LPG) storage tanks shall have 10 feet of clearance to bare mineral soil and no flammable vegetation for an additional 10 feet around their exterior, pursuant to 14 CCR § 1299.03(c)(1).
- N.** Address numbers shall be displayed in contrasting colors (4" min. size) and readable from the street or access road, pursuant to 2016 CFC § 505.1.
- O.** Equip chimney or stovepipe openings with a metal screen having openings between 3/8 inch and 1/2 inch, pursuant to 2016 CBC § 2113.9.2.

Comments:

LEARN MORE:



### IMPORTANT

All violations marked must be addressed by the owner/tenant. A re-inspection of the property will occur on or after \_\_\_\_\_



## KNOW THE LAW BE FIRE SMART

100 feet of Defensible Space is required under the Public Resources Code (PRC) 4291. California Building Code Chapter 7A requires certain construction materials and methods for homes in wildland areas. Be sure to contact your local fire department for additional requirements to ensure your home is compliant with the law.

[READYFORWILDFIRE.ORG/THELAW](http://READYFORWILDFIRE.ORG/THELAW)

PRC § 4119. The department, or its duly authorized agent, shall enforce the state forest and fire laws. The department may inspect all properties, except the interior of dwellings, subject to the state forest and fire laws, for the purpose of ascertaining compliance with such laws.

# WILDFIRE IS COMING. ARE YOU READY?

## HARDENING YOUR HOME

Flying embers can destroy homes up to a mile ahead of a wildfire. Prepare (harden) your home now before a fire starts.

### Priority list for building or remodeling with ignition-resistant\* materials:

- **Roof** (Above all else your roofing is the most important hardening feature)
- **Eaves and Soffits**
- **Walls**
- **Decks**
- **Patio Cover**
- **Fencing**

### Other priority activities:

- **Vents:** Cover and protect all openings.
- **Windows:** Protect against blow-outs and install dual-paned windows.
- **Rain Gutters:** Screen or enclose.
- **Chimney:** Cover outlets with non-combustible screens.
- **Garage:** Have an accessible fire extinguisher.
- **Driveways:** Ensure access to your home complies with local fire codes.
- **Water Supply:** Have multiple garden hoses that are long enough to reach all areas of your home.


\*Visit [ReadyforWildfire.org/hardening-your-home](http://ReadyforWildfire.org/hardening-your-home) for detailed information on ignition-resistant building materials and all home hardening activities.



## VERTICAL SPACING

Eliminate opportunities for a vertical "fire ladder" by:

- Remove branches from large trees for a 6-foot minimum clearance.
- Create proper vertical spacing between shrubs and the lowest branches of trees by using the formula shown.



## HORIZONTAL SPACING

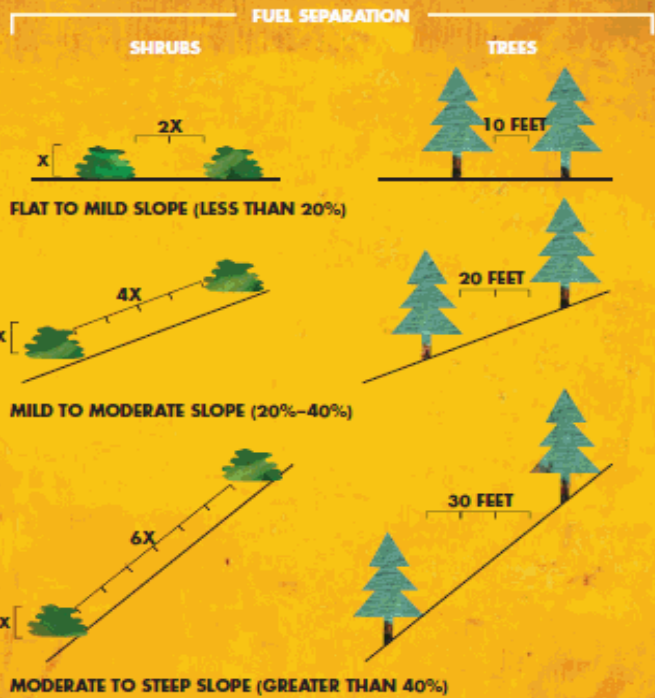
The spacing between grass, shrubs, and trees is crucial to reduce the spread of wildfire. The spacing needed is determined by the type and size of the shrubs and trees, as well as the slope of the land. For example, a property on a steep slope with larger plant life will require greater spacing between trees and shrubs than a level property that has small, sparse vegetation.

### Fire-Safe Landscaping

Fire-safe landscaping isn't necessarily the same thing as a well-maintained yard. Fire-safe landscaping uses fire-resistant plants that are strategically planted to resist the spread of fire to your home.

### Dead Tree Removal

If you have dead or dying trees on your property the entire tree needs to be removed to reduce wildfire risk. Visit [ReadyforWildfire.org/dead-tree-removal](http://ReadyforWildfire.org/dead-tree-removal) to learn about permit requirements.




## DOWNLOAD THE READY FOR WILDFIRE APP

It's never been more important to keep on top of preparing your family, home and property for a wildfire. Fires are on the rise, and are burning hotter, faster and more unpredictably than ever before. Download the app to:

Get custom wildfire alerts



Track your progress



Get detailed action steps

