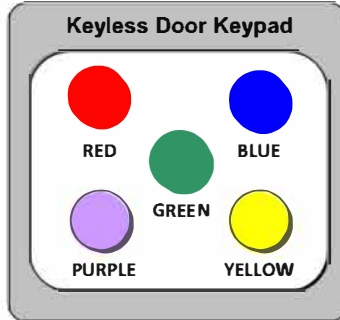


SAFETY MATTERS

PLEASE READ THIS FOR YOUR SAFETY AND SECURITY

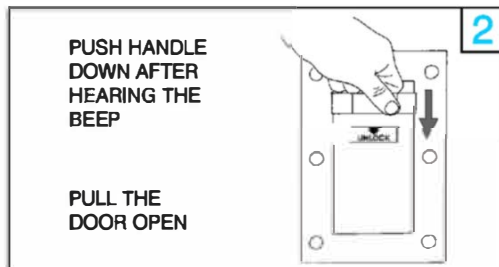

- CAUTION - STEEL SECURITY DOORS AND FRAMES MAY HAVE SHARP EDGES
- BEFORE WORKING INSIDE A PROPERTY SECURED WITH STEEL DOORS AND SCREENS, ALWAYS CHECK ESCAPE ROUTES
- WHEN FITTED, AN EMERGENCY RELEASE SCREEN CAN BE IDENTIFIED BY THE GREEN LABEL ON THE RELEASE HANDLE LOCATED ON THE INSIDE OF THE SCREEN.
- IN AN EMERGENCY, FOLLOW SIGNED ROUTES IF PRESENT TO THE NEAREST EXIT. FOLLOW INSTRUCTIONS CAREFULLY.



KEYLESS SECURITY DOOR
OPERATING INSTRUCTIONS

Digital Locking

OPENING THE DOOR



CLOSING THE DOOR

