



ENERGY STATEMENT

www.pge.com/MyEnergy

Account No: 5079469289-2
Statement Date: 11/23/2022
Due Date: 12/14/2022

Service For:

Joseph Perry
3137 ROGUE RIVER DR
CHICO, CA 95973

Questions about your bill?

Solar Hotline: 1-877-743-4112 M-F 7-6
General: 1-800-743-5000
Mon-Fri 7 a.m.- 7 p.m.
Saturday 8 a.m.- 5 p.m.
www.pge.com/MyEnergy

Ways To Pay

www.pge.com/waystopay

Your Enrolled Programs

Net Energy Metering (NEM2)

Your Account Summary

Amount Due on Previous Statement	\$1.48
Payment(s) Received Since Last Statement	-1.48
Previous Unpaid Balance	\$0.00
Current Electric Monthly Charges	\$10.59
Total NEM Charges	677.97
Current Gas Charges	121.76

Total Amount Due by 12/14/2022 \$810.32

Your Net Energy Metering (NEM) Summary: True-Up

This is your True-Up statement. Please see the "Summary of Your NEM True-Up Period Charges" for more details.

Total NEM Charges Before Taxes	\$770.30
Total Electric Minimum Delivery Charges	-125.18
Taxes	32.85
Total NEM Charges Due	\$677.97

Important Messages

The winter Tier 1 (baseline) season begins on November 1. Your baseline quantity will vary during the winter months. Your total Tier 1 quantities were calculated using your daily winter baseline allowance starting November 1 and your daily summer baseline allowance for any days in your billing period before November 1.

Continued on last page

Please return this portion with your payment. No staples or paper clips. Do not fold. Thank you.

99905079469289200000810320000081032



Account Number: **5079469289-2** Due Date: **12/14/2022** Total Amount Due: **\$810.32**

Amount Enclosed:

\$

JOSEPH PERRY
3137 ROGUE RIVER DR
CHICO, CA 95973-8296

PG&E
BOX 997300
SACRAMENTO, CA 95899-7300



ENERGY STATEMENT

www.pge.com/MyEnergy

Account No: 5079469289-2
Statement Date: 11/23/2022
Due Date: 12/14/2022

Important Phone Numbers - Monday-Friday 7 a.m.-7 p.m., Saturday 8 a.m.-5 p.m.

Customer Service (All Languages; Relay Calls Accepted) 1-800-743-5000 TTY 7-1-1

Servicio al Cliente en Español (Spanish) 1-800-660-6789
華語客戶服務 (Chinese) 1-800-893-9555

Dịch vụ khách tiếng Việt (Vietnamese) 1-800-298-8438
Business Customer Service 1-800-468-4743

Rules and rates

You may be eligible for a lower rate. To learn more about optional rates or view a complete list of rules and rates, visit www.pge.com or call 1-800-743-5000.

If you believe there is an error on your bill, please call **1-800-743-5000** to speak with a representative. If you are not satisfied with our response, contact the California Public Utilities Commission (CPUC), Consumer Affairs Branch (CAB), 505 Van Ness Avenue, Room 2003, San Francisco, CA 94102, 1-800-649-7570 or 7-1-1 (8:30 AM to 4:30 PM, Monday through Friday) or by visiting www.cpuc.ca.gov/complaints/.

To avoid having service turned off while you wait for the outcome of a complaint to the CPUC specifically regarding the accuracy of your bill, please contact CAB for assistance. If your case meets the eligibility criteria, CAB will provide you with instructions on how to mail a check or money order to be impounded pending resolution of your case. You must continue to pay your current charges while your complaint is under review to keep your service turned on.

If you are not able to pay your bill, call PG&E to discuss how we can help. You may qualify for reduced rates under PG&E's CARE program or other special programs and agencies may be available to assist you. You may qualify for PG&E's Energy Savings Assistance Program which is an energy efficiency program for income-qualified residential customers.

Important definitions

Rotating outage blocks are subject to change without advance notice due to operational conditions.

Tier 1/Baseline allowance: Some residential rates are given a Tier 1/Baseline allowance - a CPUC approved percentage of average customer usage during summer and winter months. Your Tier 1/Baseline allowance provides for basic needs at an affordable price and encourages conservation. Your allowance is assigned based on the climate where you live, the season and your heat source. As you use more energy, you pay more for usage. Any usage over your baseline allowance will be charged at a higher price.

High Usage: An increased price per kWh whenever electricity usage exceeds four times the Baseline Allowance (Tier 1) in a billing period. This charge does not apply to Time-of-Use rate plans.

Wildfire Fund Charge: Charge on behalf of the State of California Department of Water Resources (DWR) to fund the California Wildfire Fund. For usage prior to October 1, 2020, this charge included costs related to the 2001 California energy crisis, also collected on behalf of the DWR. These charges belong to DWR, not PG&E.

Power Charge Indifference Adjustment (PCIA): The PCIA is a charge to ensure that both PG&E customers and those who have left PG&E service to purchase electricity from other providers pay for the above market costs for electric generation resources that were procured by PG&E on their behalf. 'Above market' refers to the difference between what the utility pays for electric generation and current market prices for the sale of those resources. Visit www.pge.com/cca.

Wildfire Hardening Charge: PG&E has been permitted to issue bonds that enable it to recover more quickly certain costs related to preventing and mitigating catastrophic wildfires, while reducing the total cost to its customers. Your bill for electric service includes a fixed recovery charge called the Wildfire Hardening Charge that has been approved by the CPUC to repay those bonds. The right to recover the Wildfire Hardening Charge has been transferred to a separate entity (called the Special Purpose Entity) that issued the bonds and does not belong to PG&E. PG&E is collecting the Wildfire Hardening Charge on behalf of the Special Purpose Entity. For details visit: www.pge.com/tariffs/assets/pdf/tariffbook/ELEC_PRELIM_JF.pdf.

Recovery Bond Charge/Credit: Your bill for electric service includes a charge that has been approved by the CPUC to repay bonds issued for certain costs related to catastrophic wildfires. Separately, a PG&E trust provides a customer credit equal to the charge for customers. Visit www.pge.com/billexplanation for additional details on charge item.

Gas Public Purpose Program (PPP) Surcharge. Used to fund state-mandated gas assistance programs for low-income customers, energy efficiency programs, and public-interest research and development.

Visit www.pge.com/billexplanation for more definitions. To view most recent bill inserts including legal or mandated notices, visit www.pge.com/billinserts.

See the table reflecting "Your Electric Charges Breakdown" on the last page

"PG&E" refers to Pacific Gas and Electric Company, a subsidiary of PG&E Corporation. © 2022 Pacific Gas and Electric Company. All rights reserved.

Please do not mark in box. For system use only.

Update My Information (English Only) Ways To Pay

Please allow 1-2 billing cycles for changes to take effect

Account Number: 5079469289-2

Change my mailing address to: _____

City _____ State _____ ZIP code _____

Primary Phone _____ Primary Email _____

- **Online via web or mobile at www.pge.com/waystopay**
- **By mail:** Send your payment along with this payment stub in the envelope provided.
- **By debit card, Visa, MasterCard, American Express, or Discover:** Call 877-704-8470 at any time. (Our independent service provider charges a fee per transaction.)
- **At a PG&E payment center or local office:** To find a payment center or local office near you, please visit www.pge.com or call 800-743-5000. Please bring a copy of your bill with you.



ENERGY STATEMENT

www.pge.com/MyEnergy

Account No: 5079469289-2
Statement Date: 11/23/2022
Due Date: 12/14/2022

Important Messages (continued from page 1)

CARE Program You may qualify for a monthly discount with the California Alternate Rates for Energy (CARE) Program. To find out more and apply online, visit www.pge.com/care.

Usted podría reunir los requisitos de un descuento mensual con el California Alternate Rates for Energy Program (CARE). Para obtener más información y hacer su solicitud en Internet, visite www.pge.com/espanol/care.

Continued on last page



ENERGY STATEMENT

www.pge.com/MyEnergy

Account No: 5079469289-2
Statement Date: 11/23/2022
Due Date: 12/14/2022

Summary of Your NEM True-Up Period Charges

Service For: 3137 ROGUE RIVER DR
Service Agreement ID: 5073988555
Rate Schedule: Time-of-Use (Peak Pricing 4 - 9 p.m. Every Day)

Summary of NEM Charges

Bill Period End Date	Net Peak Usage (kWh)	Net Off Peak Usage (kWh)	Net Usage (kWh)	Estimated NEM Charges Before Taxes	Estimated NEM Charges After Taxes
12/22/2021	198	291	488	\$129.04	\$135.65
01/23/2022	151	188	339	92.51	97.23
02/22/2022	83	-111	-27	1.49	1.55
03/23/2022	25	-169	-144	-31.55	-33.18
04/24/2022	-13	-221	-233	-55.58	-58.43
05/23/2022	21	-217	-196	-43.85	-46.10
06/22/2022	100	-69	31	26.72	28.06
07/24/2022	221	117	338	136.50	143.43
08/23/2022	212	235	446	169.65	178.26
09/22/2022	227	252	479	181.59	190.81
10/23/2022	240	93	332	110.40	116.02
11/21/2022	116	50	167	53.38	56.10
TOTAL	1581	439	2020	\$770.30	\$809.40

Estimated tax amount, if applicable, is displayed in the box below. Differences in net usage occur due to rounding.

Electric Charges

Bill Period End Date	Minimum Delivery Charges	Energy Charges *
12/22/2021	\$9.98	\$51.90
01/23/2022	10.64	36.24
02/22/2022	9.98	-1.48
03/23/2022	10.01	-18.53
04/24/2022	11.14	-32.10
05/23/2022	10.09	-26.47
06/22/2022	10.44	8.53
07/24/2022	11.14	61.78
08/23/2022	10.44	77.41
09/22/2022	10.44	83.04
10/23/2022	10.79	52.82
11/21/2022	10.09	24.72
TOTAL	\$125.18	\$317.86

* Please go to pge.com/electricrates to find the generation component of your Energy Charges.

How Your True-Up is Calculated

This is your True-Up statement. You are being billed for your total NEM Charges Before Taxes minus your total electric Minimum Delivery Charges in addition to any applicable charges and taxes.

Since this is your **True-Up statement**, all electric usage charges and credits are reset to zero starting with your next billing cycle.

The Minimum Delivery Charge is billed monthly and credited at True-Up if the total NEM Charges Before Taxes are greater than your cumulative Minimum Delivery Charges.

Energy Charges are basic commodity costs related to energy usage. These charges will only be billed at True-Up if they are a positive amount and when the total NEM Charges Before Taxes are less than the sum of your total Minimum Delivery Charges and Energy Charges.

Based on your **Net Usage (kWh)**, the True-Up calculations are:

Total NEM Charges Before Taxes	\$770.30
Total Electric Minimum Delivery Charges	-125.18
Taxes	32.85
Total NEM Charges Due	\$677.97

Please contact the Solar Customer Service Center at 1-877-743-4112 for questions about your NEM charges.

Visit www.pge.com/nembilling for a detailed explanation of NEM billing



ENERGY STATEMENT

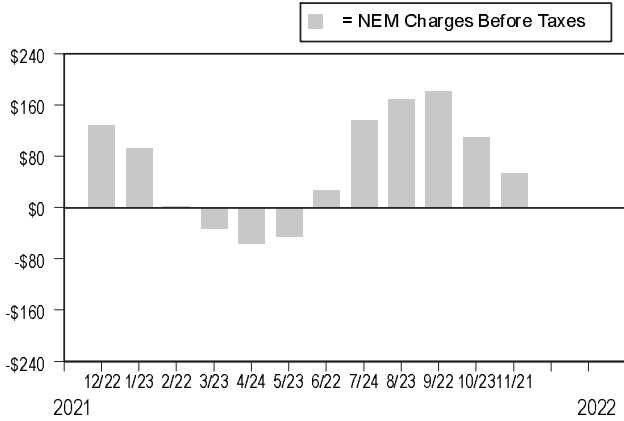
www.pge.com/MyEnergy

Account No: 5079469289-2
Statement Date: 11/23/2022
Due Date: 12/14/2022

Summary of Your NEM True-Up Period Charges (continued)

Service For: 3137 ROGUE RIVER DR
Service Agreement ID: 5073988555
Rate Schedule: Time-of-Use (Peak Pricing 4 - 9 p.m. Every Day)

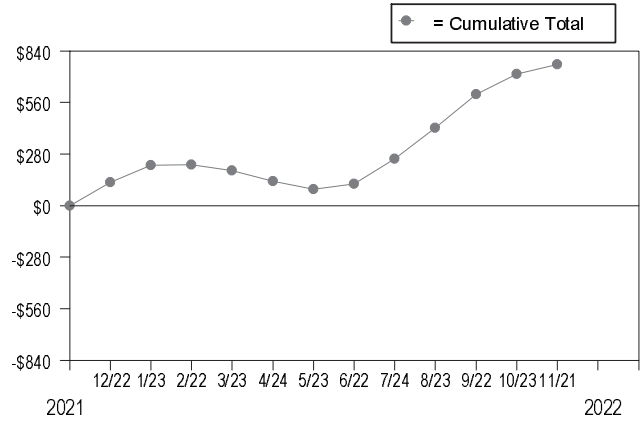
NEM Charges Before Taxes



Monthly NEM Charges

Monthly NEM Charges represent the cost of the electricity you use each month. You don't pay your monthly NEM balance each month. Instead, your Monthly NEM Charges are added up to calculate your Cumulative NEM balance, which you pay at True-Up.

Cumulative NEM Balance by Month



Cumulative NEM Balance

Cumulative NEM balance is a running total of your electricity costs and can increase or decrease depending on each month's use and generation. You only pay your Cumulative NEM balance at True-Up.



ENERGY STATEMENT

www.pge.com/MyEnergy

Account No: 5079469289-2
Statement Date: 11/23/2022
Due Date: 12/14/2022

Details of Electric Monthly Charges

10/24/2022 - 11/21/2022 (29 billing days)

Service For: 3137 ROGUE RIVER DR
Service Agreement ID: 5073988555
Rate Schedule: Time-of-Use (Peak Pricing 4 - 9 p.m. Every Day)
Enrolled Programs: Net Energy Metering (NEM2)

10/24/2022 – 11/21/2022

Minimum Delivery Charge ¹	29 days @ \$0.34810	\$10.09
Chico Utility Users' Tax (5.000%)		0.50

Electric Monthly Charges \$10.59

NEM True-Up Charges

11/23/2021 – 11/21/2022

Total NEM Charges Before Taxes	\$770.30
Total Electric Minimum Delivery Charges	-125.18
Energy Commission Tax	0.59
Chico Utility Users' Tax (5.000%)	32.26

Total NEM Charges \$677.97

¹ The Minimum Delivery Charge is set by the CPUC. Your electric Minimum Delivery Charge for this period is \$10.09. This amount can include applicable discounts and may be deducted at True-Up if your total NEM Charges Before Taxes are greater than your total Minimum Delivery Charges.

Service Information

Meter #	1008663547
Consumption	334.807500 kWh
Net Generation	-168.060000 kWh
Net Usage	166.747500 kWh
Baseline Territory	S
Heat Source	B - Not Electric
Serial	B
Rotating Outage Block	4J



ENERGY STATEMENT

www.pge.com/MyEnergy

Account No: 5079469289-2
Statement Date: 11/23/2022
Due Date: 12/14/2022

Details of NEM Charges

10/24/2022 - 11/21/2022 (29 billing days)

Service For: 3137 ROGUE RIVER DR
Service Agreement ID: 5073988555
Rate Schedule: Time-of-Use (Peak Pricing 4 - 9 p.m. Every Day)
Enrolled Programs: Net Energy Metering (NEM2)

10/24/2022 – 11/21/2022

Baseline Allowance	321.90	kWh	(29 days x 10.2 kWh/day)	
Net Usage				
Peak	116.397290	kWh	@ \$0.39193	\$45.62
Off Peak	50.350210	kWh	@ \$0.37460	18.86
Baseline Credit	166.747500	kWh	@ -\$0.09054	-15.10
NBC Net Usage Adjustment				-4.44
State Mandated Non-Bypassable Charge ¹				8.44
Energy Commission Tax				0.05
Chico Utility Users' Tax (5.000%)				2.67

Monthly NEM Charges

\$56.10

¹ The State Mandated Non-Bypassable Charge (NBC) cannot be reduced by any net generation credits. If applicable, additional discounts are included in the NBC.

Average Daily Usage (kWh / day)

Last Year	Last Period	Current Period
6.47	10.72	5.75

Service Information

Meter #	1008663547
Consumption	334.807500 kWh
Net Generation	-168.060000 kWh
Net Usage	166.747500 kWh
Baseline Territory	S
Heat Source	B - Not Electric
Serial	B
Rotating Outage Block	4J

Additional Messages

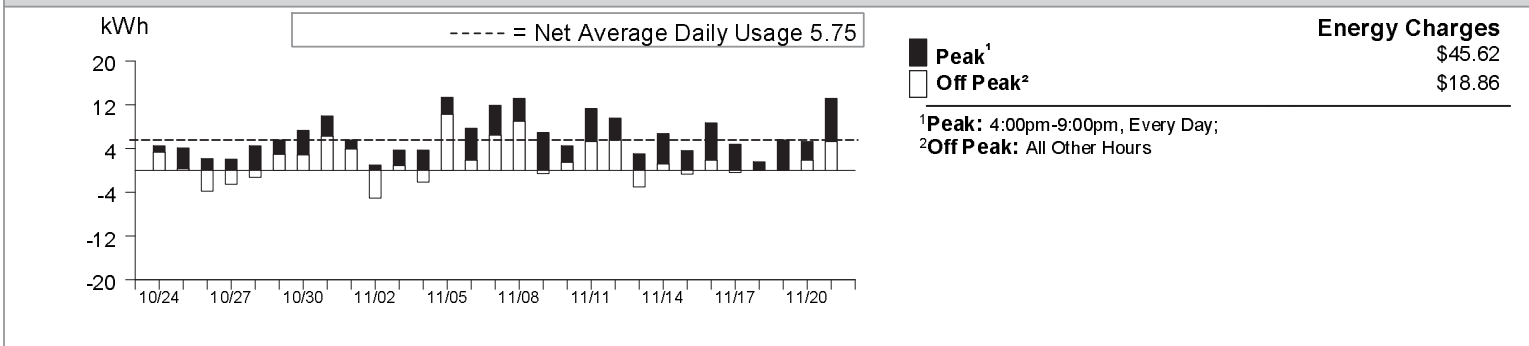
Requested rate change complete Per your request, we have changed your rate schedule. If you have questions, or would like more information, call **1-877-743-4112**.

The State Mandated Non-Bypassable Charge (NBC) is calculated based on your energy usage and is relevant to determine the True-Up amount. This charge includes the following fees: Public Purpose Programs, Nuclear Decommissioning, DWR Bond Charge and Competition Transition Charge. The NBC Net Usage Adjustment is to ensure that you don't pay for NBCs twice.

As a customer who receives electricity directly from PG&E, a portion of your electric charges currently includes the Power Charge Indifference Adjustment (PCIA). To learn more, review page 2 of this Energy Statement or visit www.pge.com/cca.

From March 1, 2022 to February 28, 2023, the Wildfire Fund Charge is offset by \$0.00109/kWh to reflect excess funds from the Department of Water Resources (DWR) Bond charge. The Wildfire Fund Charge is also offset by an additional \$0.00084/kWh during this same period for excess funds from the DWR Power charge. These charges were included in your electric charges prior to 2021 and were related to bonds issued and energy provided to customers by DWR during the 2000-2001 California energy crisis.

Net Electric Usage This Period: 166.747500 kWh, 29 billing days





ENERGY STATEMENT

www.pge.com/MyEnergy

Account No: 5079469289-2
Statement Date: 11/23/2022
Due Date: 12/14/2022

Details of Gas Charges

10/25/2022 - 11/22/2022 (29 billing days)

Service For: 3137 ROGUE RIVER DR
Service Agreement ID: 5077542544
Rate Schedule: G1 S Residential Service

10/25/2022 – 10/31/2022 Your Tier Usage 1 2

Tier 1 Allowance	2.73 Therms (7 days x 0.39 Therms/day)	
Tier 1 Usage	2.730000 Therms @ \$2.26091	\$6.17
Tier 2 Usage	8.373450 Therms @ \$2.72890	22.85
Gas PPP Surcharge (\$0.10346 /Therm)		1.15
Chico Utility Users' Tax (5.000%)		1.45

11/01/2022 – 11/22/2022 Your Tier Usage 1 2

Tier 1 Allowance	30.36 Therms (22 days x 1.38 Therms/day)	
Tier 1 Usage	30.360000 Therms @ \$2.30071	\$69.85
Tier 2 Usage	4.536550 Therms @ \$2.76870	12.56
Gas PPP Surcharge (\$0.10346 /Therm)		3.61
Chico Utility Users' Tax (5.000%)		4.12

Total Gas Charges \$121.76

Average Daily Usage (Therms / day)

Last Year	Last Period	Current Period
0.59	0.39	1.59

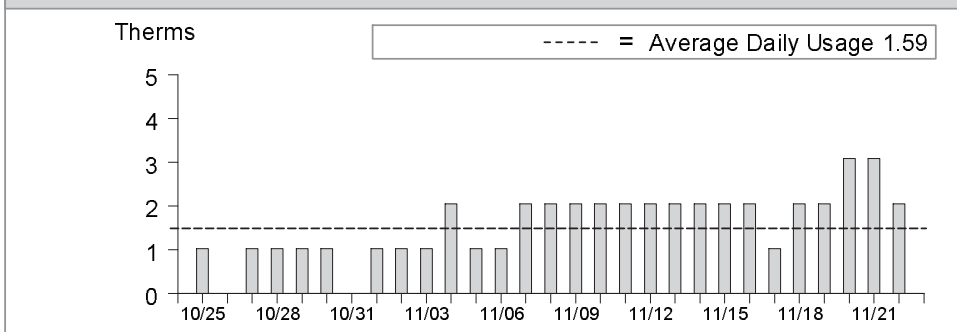
Service Information

Meter #	61177951
Current Meter Reading	3,292
Prior Meter Reading	3,247
Difference	45
Multiplier	1.029018
Total Usage	46.000000 Therms
Baseline Territory	S
Serial	B

Gas Procurement Costs (\$/Therm)

10/25/2022 - 10/31/2022	\$0.90008
11/01/2022 - 11/22/2022	\$0.93988

Gas Usage This Period: 46.000000 Therms, 29 billing days





ENERGY STATEMENT

www.pge.com/MyEnergy

Account No: 5079469289-2
Statement Date: 11/23/2022
Due Date: 12/14/2022

Important Messages (continued from page 1)

Electric power line safety PG&E cares about your safety. Be aware of your surroundings and keep yourself, tools, equipment and antennas at least 10 feet away from overhead power lines. If you see an electric power line fall to the ground, keep yourself and others away. Call **9-1-1**.

Neighborhood payment centers Did you know it's **FREE** to pay your PG&E bill at any of our 600 authorized neighborhood payment centers? Payments made by 5 p.m. will post to your PG&E account the same day. Locations and times of operation may be more convenient for your schedule. Call **1-888-743-0011** to find a location near you.

Holiday wishes from PG&E. From all of us at Pacific Gas and Electric Company, we wish you and your family a peaceful, safe and happy holiday season.

Your Electric Charges Breakdown (from page 2)

Conservation Incentive	-\$37.27
Generation	317.86
Transmission	90.19
Distribution	152.94
Electric Public Purpose Programs	107.07
Nuclear Decommissioning	0.06
Wildfire Fund Charge	25.75
Recovery Bond Charge	14.53
Recovery Bond Credit	-14.53
Wildfire Hardening Charge	2.75
Competition Transition Charges (CTC)	0.95
Energy Cost Recovery Amount	-5.09
Taxes and Other	33.35
Total Electric Charges	\$688.56

