



Account Number

Due Date  
05/21/2024

Billing Period  
Apr 01 - Apr 30

# Hi Teerayakorn. This is your solar bill.

## LAST MONTH

Balance	\$96.24
Payment	(\$96.24)
Previous Balance	\$0.00

## THIS MONTH

Monthly Charge	\$117.24
----------------	----------

675263385047	
Solar Production Start Reading	28,261 kWh
Solar Production End Reading	28,876 kWh
Electricity Produced in April	615 kWh
KWH Rate	\$0.1906 per kWh

## AUTOPAY IS ON

### SYSTEM PERFORMANCE

Track how much energy you are producing at [my.sunrun.com](http://my.sunrun.com).

### INCREASE YOUR IMPACT

As more people take control of their costs and power their homes with clean solar energy, you multiply your positive impact. Refer friends and family by calling 1.844.312.7054

### PERFORMANCE GUARANTEE

If your Sunrun contract has a performance guarantee, and your system did not produce the guaranteed cumulative output, a credit will be issued.

### CONTACT

For questions, contact Sunrun Customer Care at 855-478-6786, x2.  
Hours: Monday through Friday 7:00am-8:00pm  
Saturday 8:00am-5:00pm

**Total Due 05/21/2024 \$117.24**



Sunrun Inc.  
1800 W Ashton Blvd  
Lehi, UT 84043

TEERAYAKORN RUANGLEK  
13440 BANNING ST  
FONTANA, CA 92336

**Total Due  
05/21/2024  
\$117.24**

## AUTOPAY IS ON

Your payment will process one business day before your due date.

**TOU-D-4-9PM****TOU-D-5-8PM****TOU-D-PRIME**

Better for customers who stay up late. May benefit smaller households in coastal areas with moderately sized homes or condos.

**Highest rates:** Summer Weekdays 4-9 p.m.

**Daily Basic Charge:** \$0.03 per day

**Minimum Daily Charge:** \$0.35 per day

**Baseline Credit:** \$0.10 per kWh up to your monthly baseline allocation

For example, if your monthly allocation is 200 kWh, you'd see a \$20 credit on your bill.

\*Additional baseline allocation applies for Heat Pump Water Heater customers at this rate.

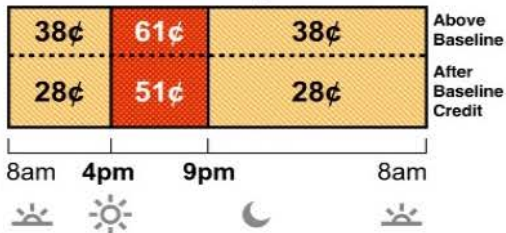
The rates shown reflect pricing for customers receiving both delivery and generation services from SCE. If you are receiving your generation services from a provider other than SCE, your rates may differ. For generation costs, please contact your Community Choice Aggregation Service Provider or Direct Access Electricity Service Provider for more details.

Winter Rates

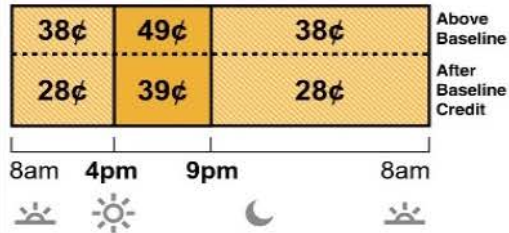
**Summer Rates**

June to September (4 months)

### Weekdays



### Weekends



TOU-D-4-9PM

TOU-D-5-8PM

TOU-D-PRIME

Better for customers who end the night early. May benefit those who are home during the day and tend to live in smaller rented dwellings.

**Highest rates:** Summer Weekdays 5-8 p.m.

**Daily Basic Charge:** \$0.03 per day

**Minimum Daily Charge:** \$0.35 per day

**Baseline Credit:** \$0.10 per kWh up to your monthly baseline allocation

For example, if your monthly allocation is 200 kWh, you'd see a \$20 credit on your bill.

\*Additional baseline allocation applies for Heat Pump Water Heater customers on this rate.

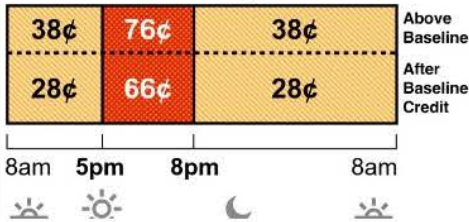
The rates shown reflect pricing for customers that receive both delivery and generation services from SCE. If you are receiving your generation services from a provider other than SCE, your rates may differ. For generation costs, please contact your Community Choice Aggregation Service Provider or Direct Access Electric Service Provider for more details.

Winter Rates

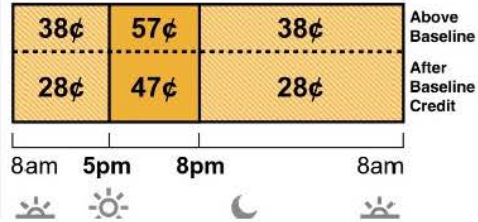
Summer Rates

June to September (4 months)

Weekdays



Weekends



**TOU-D-4-9PM****TOU-D-5-8PM****TOU-D-PRIME**

A rate for an electric vehicle or plug-in hybrid owners and lessees, customers with a residential battery, or customers with an electric heat pump system for water or space heating. This rate has a fixed daily basic charge which allows for lower Super Off-Peak and Off-Peak rates. This is ideal for customers who use clean energy technologies and can shift that usage to lower-cost times.

[Download the Fact Sheet](#) 

Customers must confirm ownership (or lease) of one or more of these clean energy technologies when they enroll, except for those currently enrolled in TOU-D-A, TOU-D-B, or TOU-D-T.

**Highest rates:** 4 p.m. - 9 p.m.

**Daily Basic Charge:** \$0.52

**Minimum Daily Charge:** None

**Baseline Credit:** None

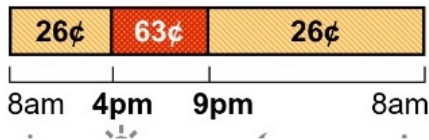
The rates shown reflect pricing for customers who receive both delivery and generation services from SCE. If you are receiving your generation services from a provider other than SCE, your rates may differ. For generation costs, please contact your Community Choice Aggregation Service Provider or Direct Access Electric Service Provider for more details.

Winter Rates

**Summer Rates**

**June to September (4 months)**

**Weekdays**



**Weekends**

